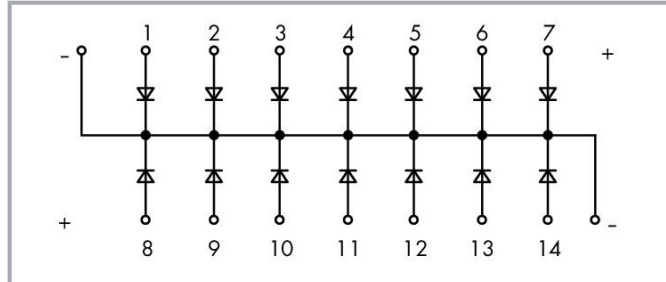



Data sheet | Item number: 289-111

Component module with diode; with 14 pcs; Diode 1N4007; with common cathode; 2,50 mm²

www.wago.com/289-111



Data

Notes

Note

Max. admissible forward current per the manufacturer's data sheet.
With all diodes loaded, the continuous current must be reduced to 0.45 A.

Electrical data

Operating voltage	≤ AC/DC 250 V
Peak reverse voltage	1000 V
Rectified current for each diode (resistive)	1 A
Forward voltage per diode	1.1 V
Forward current per diode (resistive)	1 A
Leakage current	50 μA

Subject to changes. Please also observe the further product documentation!

WAGO GmbH & Co. KG
Hansastr. 27
32423 Minden
Phone: +49571 887-0 | Fax: +49571 887-169
Email: info.de@wago.com | Web: www.wago.com

Do you have any questions about our products?
We are always happy to take your call at +49 (571) 887-44222.



Safety and protection

Rated voltage	250 V
Rated surge voltage	4 kV
Pollution degree	2
Protection type	IP00; Notice! Live parts can be easily touched! Protection against direct contact must be provided by the equipment manufacturer, e.g., using a WAGO 709 Series Cover (see "Accessories") or a similar cover. The installation guidelines must be observed for each individual application.

Connection data

Connection technology	CAGE CLAMP®
WAGO connector	WAGO 236 Series
Solid conductor	0.08 ... 2.5 mm ² / 28 ... 12 AWG
Fine-stranded conductor	0.08 ... 2.5 mm ² / 28 ... 12 AWG
Strip length	5 ... 6 mm / 0.2 ... 0.24 inches
Note (conductor cross-section)	12 AWG: THHN, THWN

Physical data

Width	42.5 mm / 1.673 inches
Height from the surface	32 mm / 1.26 inches
Height from upper-edge of DIN-rail	82.5 mm / 3.25 inches
Depth	62.5 mm / 2.461 inches

Mechanical Data

Mounting type	Mounting on DIN-rail via DIN-rail adapter
Housing design	PCB

Material Data

Weight	25.6 g
--------	--------

Environmental requirements

Ambient temperature (operation)	-25 ... +40 °C
---------------------------------	----------------

Subject to changes. Please also observe the further product documentation!



Commercial data

Product Group	6 (INTERFACE ELECTRONIC)
eCl@ss 10.0	27-14-11-27
eCl@ss 9.0	27-14-11-49
ETIM 8.0	EC000903
ETIM 7.0	EC000903
PU (SPU)	50 (1) pcs
Packaging type	box
Country of origin	DE
GTIN	4045454192761
Customs tariff number	85369010000

Environmental Product Compliance

CAS-No.	7439-92-1 79-94-7
REACH Candidate List Substance	2,2',6,6'-tetrabromo-4,4'-isopropylidenediphenol Lead
RoHS Compliance Status	Compliant,With Exemption
RoHS Exemption	6(c) 7(a) 7(c)-I 7(c)-II
SCIP notification number (Austria)	8d3ff2d5-b591-4e51-9d39-3424bd391e82
SCIP notification number (Belgium)	96ca9689-b508-42b9-ab5e-d3f67dfc8da6
SCIP notification number (Bulgaria)	0f8b4f87-cf19-4f7b-ae3-fcc1dbf31127
SCIP notification number (Czech Republic)	4b291d39-5af9-4a09-9048-2a8203e2a22f
SCIP notification number (Denmark)	8d9f09f2-bdd5-422e-96b4-ba0912a74ea7
SCIP notification number (Finland)	e7fa87ba-32e0-4249-ab19-73bc2a29ff9c
SCIP notification number (France)	b9c1b78a-9ae4-4e56-a5fa-dce4db66dc0f
SCIP notification number (Germany)	7f7d7235-33e7-4211-ac4d-e29c8b42f806
SCIP notification number (Hungary)	577067a2-858d-489f-b5a0-dbc75d281d4d
SCIP notification number (Italy)	10e53c66-3123-4983-9c39-b29252731b82
SCIP notification number (Netherlands)	031570be-fff6-494d-80c6-b4f25ffc2768
SCIP notification number (Poland)	d13d8daa-9727-47b7-ab67-d8297a04c70f
SCIP notification number (Romania)	2f93e3af-a5ce-4c3c-9825-14bd894cea3b
SCIP notification number (Sweden)	00b21fbc-11e1-401a-b0de-79d58c6b567d


Subject to changes. Please also observe the further product documentation!

WAGO GmbH & Co. KG
 Hansastr. 27
 32423 Minden
 Phone: +49571 887-0 | Fax: +49571 887-169
 Email: info.de@wago.com | Web: www.wago.com

Do you have any questions about our products?
 We are always happy to take your call at +49 (571) 887-44222.

Approvals / Certificates

General approvals










Logo	Approval	Additional Approval Text	Certificate name
	EAC Brjansker Zertifizierungsstelle	TP TC 004/2011	EAC RU C-DE.AM02.B.00122/19

Optional accessories

Ferrule

Ferrule		
	Item no.: 216-203 Ferrule; Sleeve for 1 mm ² / AWG 18; insulated; electro-tin plated; red	www.wago.com/216-203
	Item no.: 216-202 Ferrule; Sleeve for 0.75 mm ² / 18 AWG; insulated; electro-tin plated; gray	www.wago.com/216-202
	Item no.: 216-204 Ferrule; Sleeve for 1.5 mm ² / AWG 16; insulated; electro-tin plated; black	www.wago.com/216-204
	Item no.: 216-201 Ferrule; Sleeve for 0.5 mm ² / 20 AWG; insulated; electro-tin plated; white	www.wago.com/216-201
	Item no.: 216-223 Ferrule; Sleeve for 1 mm ² / AWG 18; insulated; electro-tin plated; red	www.wago.com/216-223
	Item no.: 216-241 Ferrule; Sleeve for 0.5 mm ² / 20 AWG; insulated; electro-tin plated; electrolytic copper; gastight crimped; acc. to DIN 46228, Part 4/09.90; white	www.wago.com/216-241
	Item no.: 216-242 Ferrule; Sleeve for 0.75 mm ² / 18 AWG; insulated; electro-tin plated; electrolytic copper; gastight crimped; acc. to DIN 46228, Part 4/09.90; gray	www.wago.com/216-242
	Item no.: 216-222 Ferrule; Sleeve for 0.75 mm ² / 18 AWG; insulated; electro-tin plated; gray	www.wago.com/216-222
	Item no.: 216-221 Ferrule; Sleeve for 0.5 mm ² / 20 AWG; insulated; electro-tin plated; white	www.wago.com/216-221
	Item no.: 216-224 Ferrule; Sleeve for 1.5 mm ² / AWG 16; insulated; electro-tin plated; black	www.wago.com/216-224
	Item no.: 216-243 Ferrule; Sleeve for 1 mm ² / AWG 18; insulated; electro-tin plated; electrolytic copper; gastight crimped; acc. to DIN 46228, Part 4/09.90; red	www.wago.com/216-243
	Item no.: 216-244	

Subject to changes. Please also observe the further product documentation!

	Ferrule; Sleeve for 1.5 mm ² / AWG 16; insulated; electro-tin plated; electrolytic copper; gastight crimped; acc. to DIN 46228, Part 4/09.90; black	www.wago.com/216-244
	Item no.: 216-263 Ferrule; Sleeve for 1 mm ² / AWG 18; insulated; electro-tin plated; electrolytic copper; gastight crimped; acc. to DIN 46228, Part 4/09.90; red	www.wago.com/216-263
	Item no.: 216-264 Ferrule; Sleeve for 1.5 mm ² / AWG 16; insulated; electro-tin plated; electrolytic copper; gastight crimped; acc. to DIN 46228, Part 4/09.90; black	www.wago.com/216-264
	Item no.: 216-284 Ferrule; Sleeve for 1.5 mm ² / AWG 16; insulated; electro-tin plated; electrolytic copper; gastight crimped; acc. to DIN 46228, Part 4/09.90; black	www.wago.com/216-284
	Item no.: 216-262 Ferrule; Sleeve for 0.75 mm ² / 18 AWG; insulated; electro-tin plated; electrolytic copper; gastight crimped; acc. to DIN 46228, Part 4/09.90; gray	www.wago.com/216-262
	Item no.: 216-301 Ferrule; Sleeve for 0.25 mm ² / AWG 24; insulated; electro-tin plated; yellow	www.wago.com/216-301
	Item no.: 216-321 Ferrule; Sleeve for 0.25 mm ² / AWG 24; insulated; electro-tin plated; yellow	www.wago.com/216-321
	Item no.: 216-322 Ferrule; Sleeve for 0.34 mm ² / 22 AWG; insulated; electro-tin plated; light turquoise	www.wago.com/216-322
	Item no.: 216-302 Ferrule; Sleeve for 0.34 mm ² / 22 AWG; insulated; electro-tin plated; light turquoise	www.wago.com/216-302

Tool

Operating tool



Item no.: 210-720
Operating tool; Blade: 3.5 x 0.5 mm; with a partially insulated shaft; multicoloured

www.wago.com/210-720**Mounting**

Cover carrier



Item no.: 709-167
Cover carrier; Type 1; incl. fixing/retaining screws and knurled nut; suitable for 279 to 282 and 880 Series rail-mounted terminal blocks; suitable for 264 Series miniature rail-mounted terminal blocks; suitable for 270 Series sensor and actuator terminal blocks; gray

www.wago.com/709-167

Cover



Item no.: 709-153
Cover; Type 1; suitable for cover carrier, type 1; 1 m long; transparent

www.wago.com/709-153

Mounting carrier and mounting feet



Item no.: 288-001
Mounting carrier; gray

www.wago.com/288-001

Item no.: 288-002

Subject to changes. Please also observe the further product documentation!

WAGO GmbH & Co. KG

Hansastr. 27

32423 Minden

Phone: +49571 887-0 | Fax: +49571 887-169

Email: info.de@wago.com | Web: www.wago.com

Do you have any questions about our products?

We are always happy to take your call at +49 (571) 887-44222.

Universal mounting foot; snap-fit type; suitable for DIN 15, 35 and 32 rails; gray

www.wago.com/288-002

Marking accessories

Marking strip

**Item no.: 210-831**

Marking strips; on reel; 2.3 mm wide; plain; Self-adhesive; white

www.wago.com/210-831**Item no.: 210-832**

Marking strips; on reel; 3 mm wide; plain; Self-adhesive; white

www.wago.com/210-832

Downloads
Documentation**Bid Text**

289-111 X81 - Datei	2019 Feb 19	xml 3.6 kB	Download
289-111 doc - Datei	2015 Feb 11	doc 25.6 kB	Download

Instruction Leaflet

pdf
1.3 MB

Download

Additional Information

Disposal and Recycling Electrical and electronic equipment, Batteries, Packaging	V 1.1.0 2022 Aug 18	pdf 2.2 MB	Download
---	------------------------	---------------	----------

CAD/CAE-Data**CAE data**

WSCAD Universe 289-111		URL	Download
EPLAN Data Portal 289-111		URL	Download

Environmental Product Compliance**Compliance Search**

Environmental Product Compliance 289-111		URL	Download
--	--	-----	----------

Subject to changes. Please also observe the further product documentation!

Data sheet | Item number: 289-111

www.wago.com/289-111



Component module with diode; with 14 pcs; Diode 1N4007; with common cathode;
2,50 mm²

Installation Notes

Subject to changes. Please also observe the further product documentation!

WAGO GmbH & Co. KG
Hansastr. 27
32423 Minden
Phone: +49571 887-0 | Fax: +49571 887-169
Email: info.de@wago.com | Web: www.wago.com

Do you have any questions about our products?
We are always happy to take your call at +49 (571) 887-44222.